




**COVENTRY
MOVES**

**SCHOOLS
FLAG
PROJECT.**



**20
21**

**COVENTRY
UK CITY
OF CULTURE**



page 3 : Introduction

page 4 : We want you to...page

5 : Cofa's Tree story

page 7 : Why a flag?

pages 9-11 : The Themes



pages 12-14 : Getting Started

page 15 : Design guidelines

page 16: Making

pages 17-18 More Inspiration

page 18 : What's next





INTRODUCTION

Coventry has been chosen to be the UK City of Culture 2021. This means that between May 2021 and April 2022 there will be a year of colourful, creative arts activities of all types all across the city.



It will be a time of celebration for the city and all its people- whatever their age or background. Creative projects of all kinds will show how the arts can empower communities and create a fairer, more connected society.


We want YOU to help us. We would like you to design a flag to help add colour and vision to our launch event...

1500 of these designs will be printed and displayed in the city centre for Coventry Moves on 15th May 2021.

Others will be displayed online in a digital gallery, so all the children of Coventry can be a part of this prestigious event...

Let's get making!!!!





Look at this
first to help
you get going

We want you to...



READ - about Cofa's Tree and the idea of the City as a growing thing.

LOOK - at the supporting materials in this pack and the short films that go with it.




CHOOSE - one of the six main themes of the event and think about what it means to you.

DRAW - a mind map and start to think about shapes and words that incorporate your chosen theme.

THINK - about a word to incorporate into your design. Why this word? Why not **DISCUSS** with parents, friends or teachers?

DESIGN - a flag using your chosen word as part of your design on a portrait piece of A4 paper.

RETURN your design to school - don't forget to take a photo or scan of it first!



THE STORY OF COFA AND THE ORIGINS OF COVENTRY

The origin of the beginnings of our great city and its name are derived from a residing belief that over a thousand years ago it was an Anglo-Saxon Village and within that village there lived an elder name Cofa. He was a well-travelled and insightful man full of adventure, stories of his life and the world around him.

It is said that every day the villagers would gather at the Old English Oak tree in the middle of the village to listen to Cofa's stories about the past, his travels and his interpretation of what might become of the future, they thought he was a very wise man with revolutionary thoughts and ideas.

From this, the Oak tree is known as "Cofa's Tree".

This became the foundation and the rooted beginnings of our city.

"Cofa's tree" developed into Coventry, from a small village to a vast city built on Resilience, innovation, people power, sustainability, social justice, youthfulness and the spirit of its forefathers.

This is a popular myth of how our city got its name, but there is no hard evidence that this is the case. To grow from a story of a wise man and his tree who connected with his community is profound and a wonderful notion to have a city built on this idea of growth and empowerment.

The idea of Coventry as a growing thing, like a tree, has been part of the planning for the City of Culture.

The tree symbolises our past (the roots), the present (the trunk and branches) but also the future. The canopy will contain your flag design as an abstract idea with representation of your dreams and aspirations entwined in the tree as the future ambassadors of the city.

- What do you like about this story? Think about it. How does it make you feel about this city you live in and how it has grown? what do you like the most?
- If you were Cofa, what stories would you tell your future community about your life in Coventry?
- Ask your family what they think of Coventry and what it means to them. Maybe get them to tell you a story about their life living in this vibrant city.




**'DRAWING
FROM OUR
ROOTS TO
LOOK TO OUR
FUTURE'**



WHY A FLAG?

Flags are about identity.

They use blocks of colour and striking designs to tell a story about the place or the people they represent.



A flag is made up of bold block colours, with shapes and symbols conveying a message.

Flags are used throughout all cultures and time periods to represent a vast range of ideas and intentions. Colours used within a flag have a meaning, for example the colour white is a symbol of peace and surrender, while yellow stands for happiness and energy.

Flags can be used to represent a group that we belong to; a place, like a nation or state; an action like showing your feelings in a protest; support for a team; or as a symbol of love and remembrance. Other flags, such as Tibetan prayer flags, are visual representations of more abstract concepts, designed to encourage meditation.



For this project we would like you to design and make a flag to represent you, your thoughts and feelings and aspirations about living in Coventry, The City of Culture 2021.

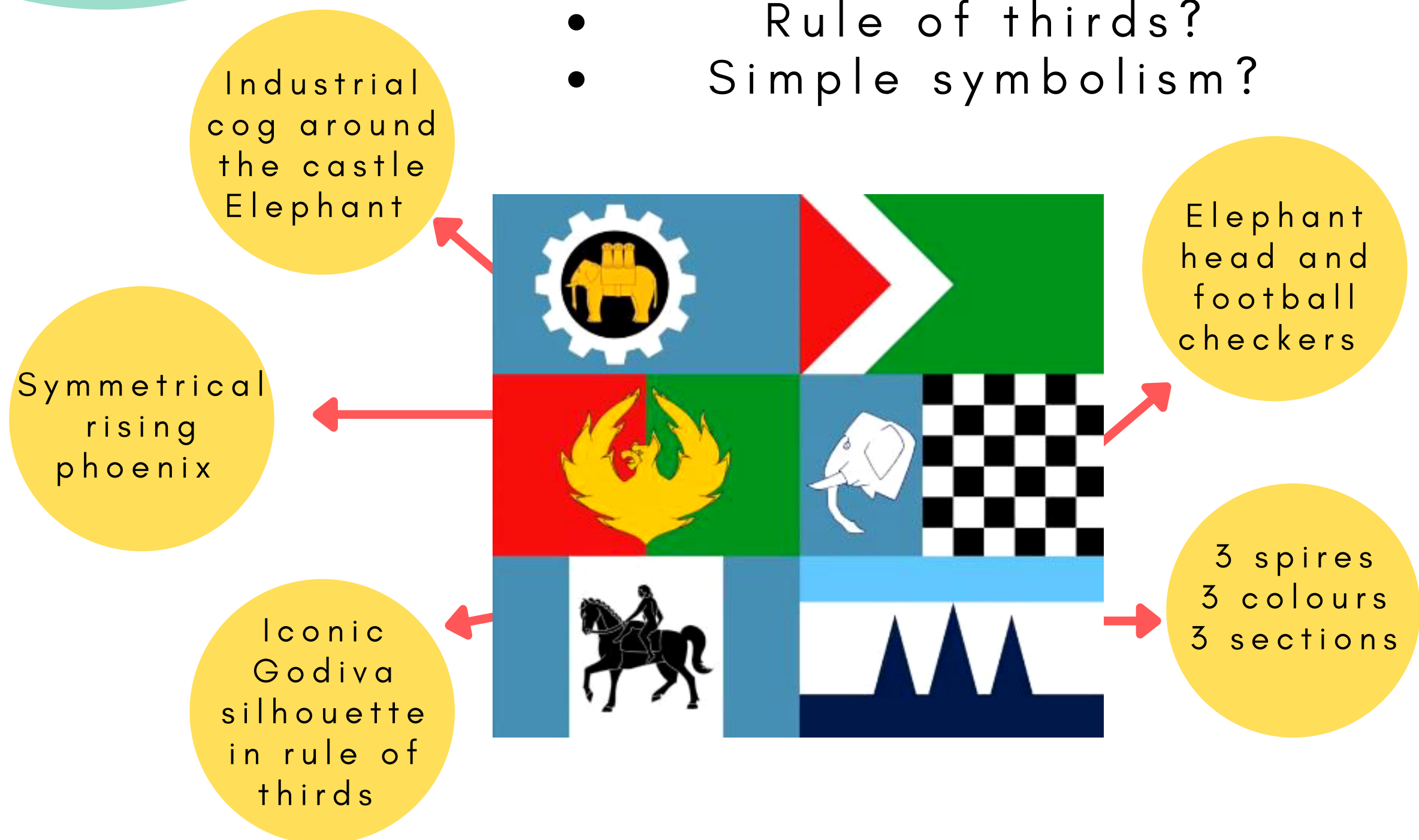
Question:

Ask your parent or carer if they know why the Elephant and Castle are the emblems in the Coventry Flag?

FLAGS OF COVENTRY

Check out these flags of Coventry. What do you think makes them so effective?

- Limited colour?
- Use of symmetry?
- Rule of thirds?
- Simple symbolism?



**MORE
EXAMPLES
OF FLAGS**

You've thought
about how flags
'work' - now here
are our themes.




THEMES

THEMES

pick one of these themes to explore on your flag design


RESILIENCE

This means how we bounce back from disappointments or deal with hardships - how the city emerged from the hardships of the Second World War and the Blitz; how we will emerge from the challenges of COVID.



SOCIAL JUSTICE

This means people, laws, fairness and equality for everyone. From Black Lives Matter and School Climate Strikes to Housing Associations saving a local street from development, the city has often been a place where people make changes happen.



YOUTHFULNESS

Coventry is a city with more young people than most places in Britain. But this word doesn't just mean 'young'; it means being open to ideas, being energetic, thinking about the future...anyone can be youthful!



INNOVATION

This means making new, original stuff, and having new, original ideas. From building cars and developing the modern bicycle to Delia Derbyshire and electronic music, Coventry has always been about finding new ways of doing things.



PEOPLE POWER

This means the difference ordinary people can make. From the people who made the Medieval textile industries to the new communities that enrich our culture, the City has always grown through the hard work of its people in all their diversity.



SUSTAINABILITY

This means using the earth's resources in such a way that they will continue to be available in the future. It is fitting that Coventry saw the birth of the Green party; a vision of sustainability will drive the City's future.




THEMES

Some questions to help your thoughts...

RESILIENCE

How has society generally had to demonstrate resilience recently? Can you think of a famous person who has had to show resilience in their life or career? Does showing resilience always mean winning?




SOCIAL JUSTICE

Can you think of a time in your life when you felt that you, or someone you know, was treated unfairly? What did you do to address this, if anything?

YOUTHFULNESS

How can old people be 'youthful'? Do you know an older person who behaves in a 'youthful' way? What makes them 'Youthful'? How can a City be youthful?



INNOVATION

Can you think of a time when you have had an idea- not necessarily for an invention, just an idea that would help people around you or a particular situation? What skills did you need to be innovative?

PEOPLE POWER

How does sharing knowledge of different communities and backgrounds help build 'people power'? How do different cultures empower the people of a City?


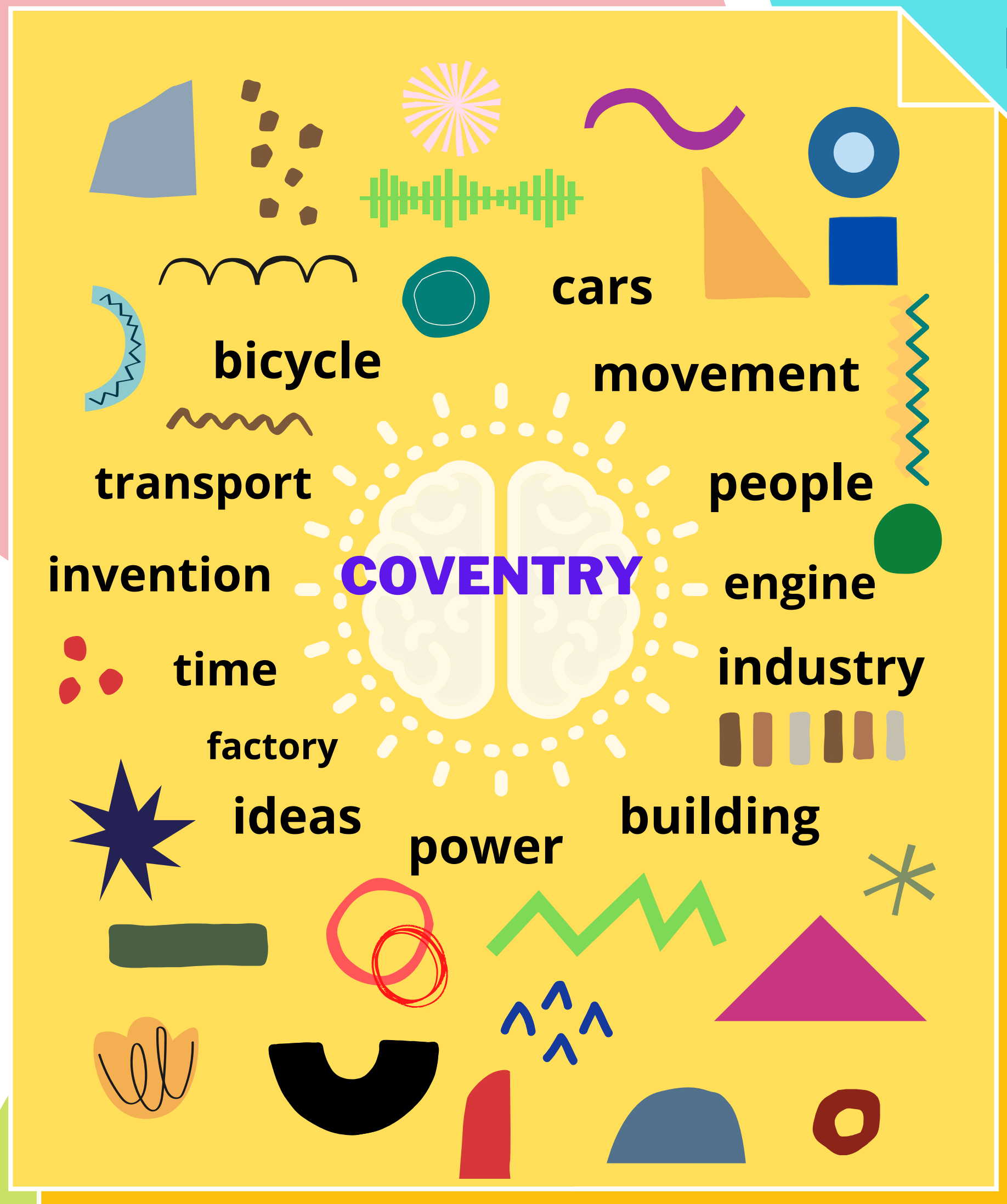


SUSTAINABILITY

In what ways do the adults around you try and make the world a better place to live in? What are they missing? How would you improve the world for the children of the future?

FOR EXAMPLE...

Once you have
picked your
THEME Mind-
map your
Ideas



Do some doodles
that link to your
words

TOP TIP

Try thinking about
your words as
abstract shapes...
what shapes do they
take ?

Need some ideas? Here are some Coventry words and shapes!

INSPIRATION COVENTRY WORDS AND SHAPES

SOCIAL JUSTICE

HISTORY

GODIVA

Canal

INNOVATION

SEWING

PEOPLE

MULTICULTURAL

SUSTAINABILITY

RIVER

TREE

COMMUNITY

Three Spires

CATHEDRAL

RESILIENCE

BICYCLE

PEACE AND RECONCILIATION

PEOPLE POWER

ART

CARS

ACTIVISM

YOUTHFULNESS

INDUSTRY

Watches

Music

Got your word sorted? Let's get started on the making


GETTING STARTED...



Perhaps your design could be inspired by the famous artist Henri Matisse? He used paper and "took his scissors for a walk" cutting out all kinds of simple colourful shapes to tell a story in his work. This process, collage, uses paper shapes stuck to a background piece of paper.

Look at our artist page of the pack to see some of his work.

SO YOU HAVE YOUR CHOSEN THEME - WHY NOT LOOK AROUND YOU FOR FURTHER INSPIRATION?



Everything has a shape... from a flower to bike wheels or even your face.
Let the world around you feed your creativity.

Why not listen to some music while you create!
This is a great way to think about putting shapes into motion.

COLLAGE



Collage is the method of making pictures by sticking pieces of coloured paper onto paper.

DESIGN SPECIFICATIONS

**We would like your
design made through
COLLAGE.**


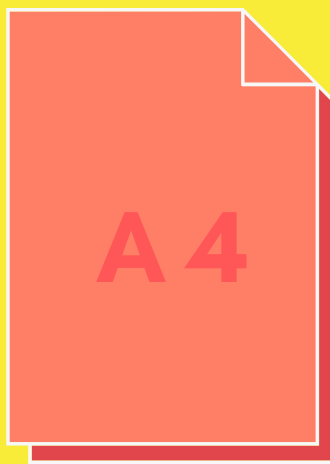
Don't forget to incorporate your chosen word!

Remember we want everyone to see your fantastic flag design from afar while it waves proudly in the air!



YOU'LL NEED...

- A4 plain paper
- Scissors
- Glue
- A pencil
- Coloured paper



MATERIALS & INSTRUCTIONS

1

Pick a Theme and begin by doodling what words and shapes come to mind when thinking of that theme.



2

Carefully, using scissors cut ONE word and lots of different shapes from your coloured paper.



3

Have a play on your A4 base paper with the layout of your shapes and text. What colour combinations do you like?



4

Before you stick it down - Take a photo to help you remember where you've placed it all.



5

Finally, glue it all down. Keep it safe...the next page will tell you what to do next.




Let's get cutting out!

WATCH ONE OF OUR ARTISTS TUTORIALS TO HELP YOU






TOP TIP



Don't have coloured papers? Try using fun food packaging

Remember it's all about your chosen word...have a look at these examples,

INSPO



**Want to see more cut-outs?
Check out these
artists**



- **HENRI MATISSE**
- **WILLIAM LUZ**
- **KELLY ANNA**
- **EMILY EDWARDS**
- **FLOOR MILOU SMIT**



**'DRAWING FROM OUR ROOTS TO LOOK TO
OUR FUTURE'**

**REFERENCE
ARTISTS**





All Done? Congratulations!

But you're not quite finished...

**Put your first name and the name of your school, or
the group you have been doing this with, on the
BACK of your design.**

This is REALLY IMPORTANT!

**If you are working at home, take a photo or scan of
your work- we can't send back any of your designs
unfortunately.**

**RETURN your design to your school or group- hard
copy (that means the actual paper not a photo
please!)**



THANK YOU for taking part!

